

FLOOR PLANS CAPACITY CHARTS

THE WESTIN
SEATTLE



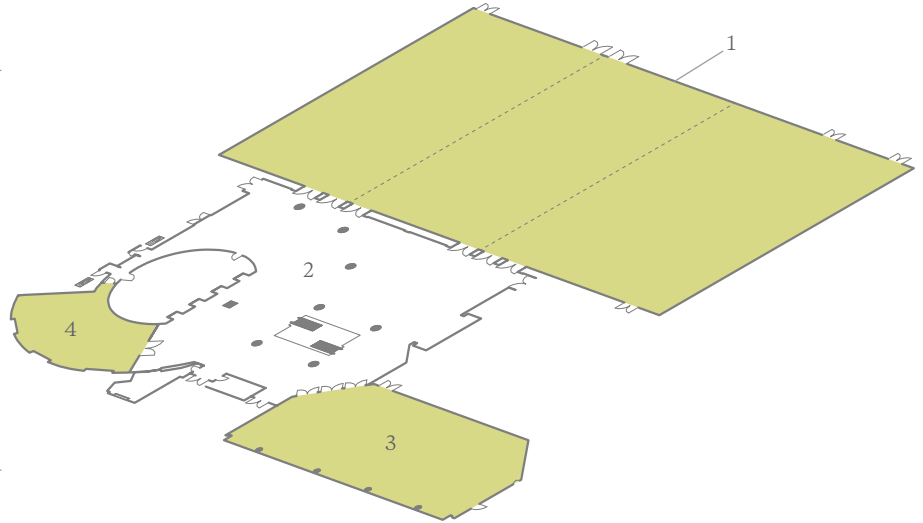
MEETING SPACE OVERVIEW, PART ONE

1900 5th Avenue
Seattle, Washington 98101
T 206.728.1000 F 206.728.2259
E westinseattle@starwoodhotels.com
westinseattle.com

THE WESTIN
SEATTLE

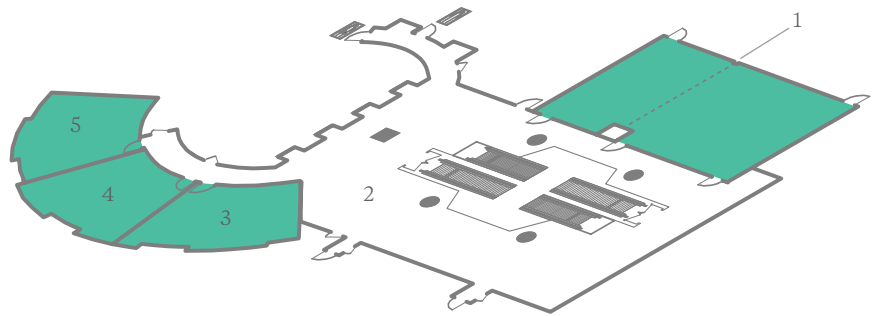
GRAND LEVEL, FOURTH FLOOR

1. GRAND BALLROOM
2. GRAND FOYER
3. FIFTH AVENUE ROOM
4. GRAND CRESCENT



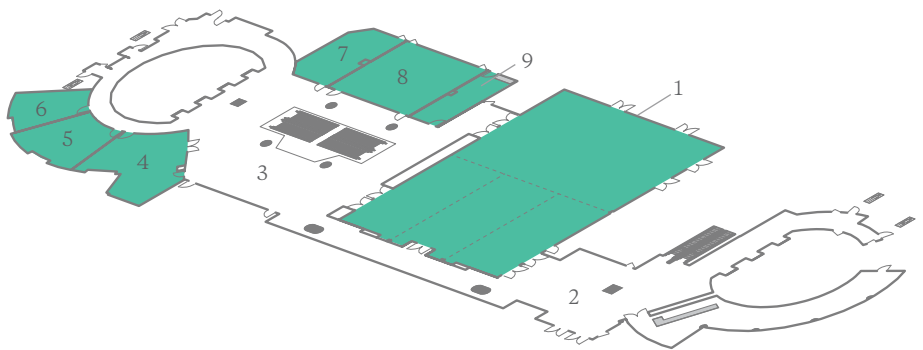
SAN JUAN LEVEL, THIRD FLOOR

1. VASHON
2. SAN JUAN FOYER
3. BLAKELY
4. ORCAS
5. WHIDBEY



MEZZANINE LEVEL, SECOND FLOOR

1. CASCADE BALLROOM
2. CASCADE FOYER SOUTH
3. CASCADE FOYER NORTH
4. OLYMPIC
5. ADAMS
6. BAKER
7. STUART
8. ST. HELENS
9. GLACIER PEAK



ROOMS AT A GLANCE

TOTAL GUEST ROOMS	891
TOTAL MEETING ROOMS	29
LARGEST MEETING ROOM CAPACITY	2,000
LARGEST MEETING ROOM SIZE	1,675 m ² / 18,031 ft ²

Additional spaces for meetings and events, not displayed here, may also be available. Contact your hotel representative for more information.

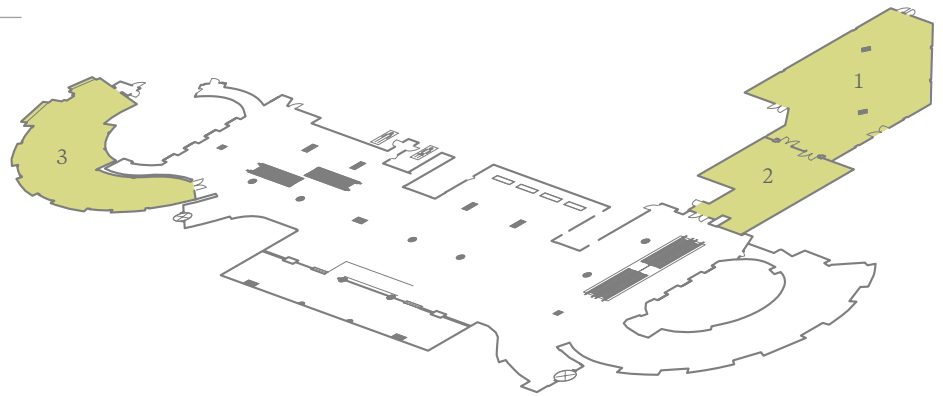
MEETING SPACE OVERVIEW, PART TWO

1900 5th Avenue
Seattle, Washington 98101
T 206.728.1000 F 206.728.2259
E westinseattle@starwoodhotels.com
westinseattle.com

THE WESTIN
SEATTLE

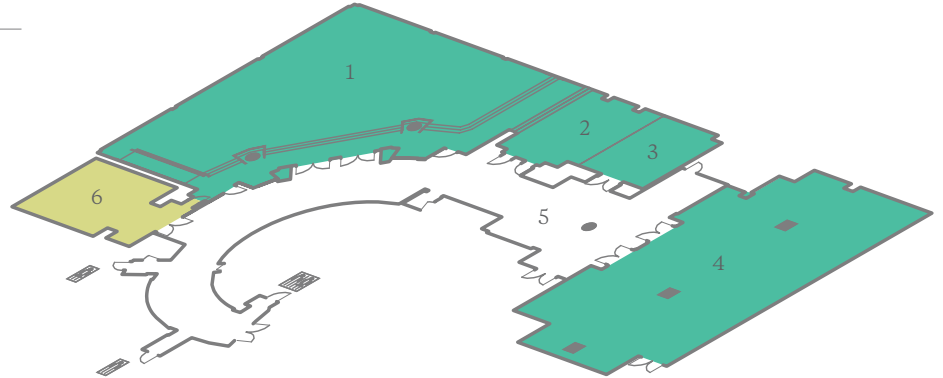
LOBBY LEVEL, FIRST FLOOR

1. ELLIOTT BAY
2. ELLIOTT BAY ANTE ROOM
3. PUGET SOUND



WESTLAKE LEVEL, LOWER LEVEL (MOTOR ENTRANCE)

1. PIKE
2. MERCER
3. DENNY
4. PINE
5. WESTLAKE FOYER
6. WESTLAKE BOARDROOM



ROOMS AT A GLANCE

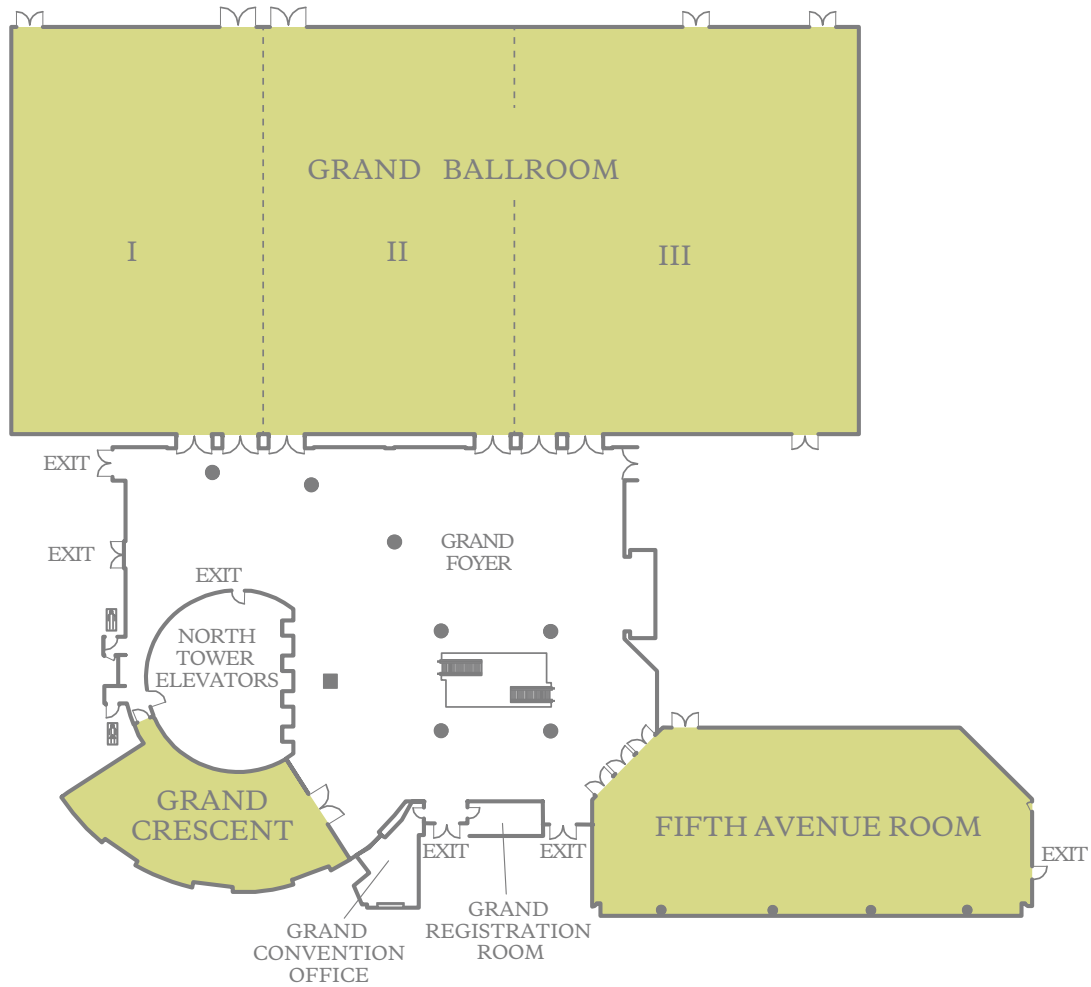
TOTAL GUEST ROOMS	891
TOTAL MEETING ROOMS	29
LARGEST MEETING ROOM CAPACITY	2,000
LARGEST MEETING ROOM SIZE	1,675 m ² / 18,031 ft ²

Additional spaces for meetings and events, not displayed here, may also be available. Contact your hotel representative for more information.

MEETING SPACE
GRAND LEVEL
FOURTH FLOOR

1900 5th Avenue
Seattle, Washington 98101
T 206.728.1000 F 206.728.2259
E westinseattle@starwoodhotels.com
westinseattle.com

THE WESTIN
SEATTLE



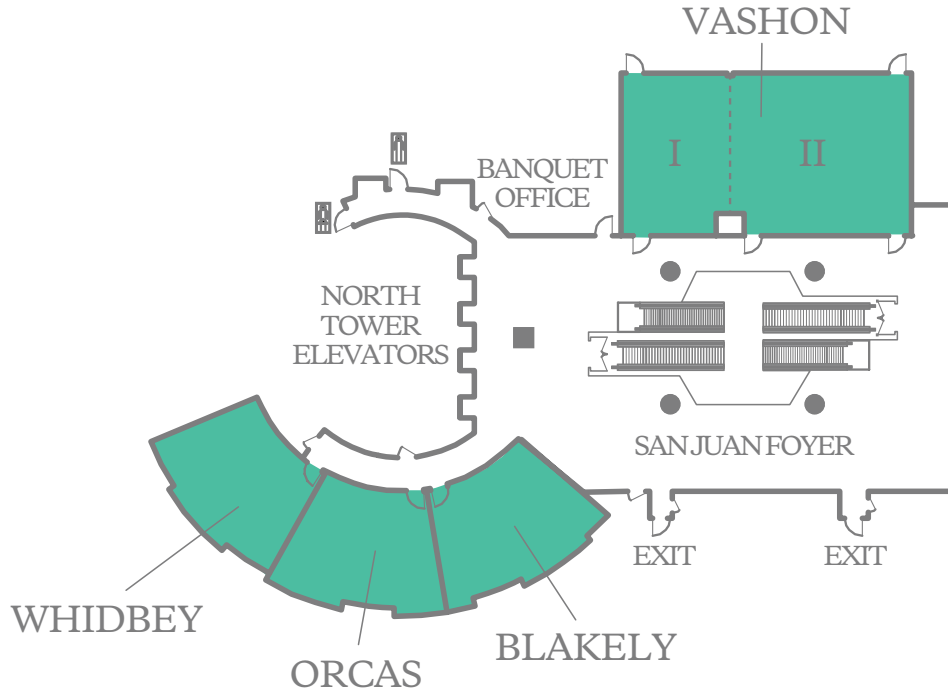
	DIMENSIONS	AREA (SQ. FT.)	MAX CEILING HEIGHT	THEATER	CLASSROOM	BANQUET	CONFERENCE	U-SHAPE	HOLLOW SQ.	RECEPTION
■ FIFTH AVENUE ROOM	82' X 42'	3,445	10'	380	240	240	78	87	90	375
■ GRAND BALLROOM	92' X 196'	18,030	20'	2,000	1,200	1,240	—	—	—	2,000
GRAND BALLROOM FOYER	95' X 123'	10,500	10'	—	—	—	—	—	—	1,100
■ GRAND I	92' X 58'	5,335	20'	600	350	390	80	100	110	550
■ GRAND I - II	92' X 116'	10,670	20'	1,200	700	780	160	200	220	1,100
■ GRAND II	92' X 58'	5,335	20'	600	350	390	80	100	110	550
■ GRAND II - III	92' X 138'	12,695	20'	1,400	850	920	160	208	236	1,330
■ GRAND III	92' X 80'	7,360	20'	800	500	530	80	108	126	780
GRAND CONVENTION OFFICE	17' X 10'	170	10'	—	—	—	—	—	—	—
■ GRAND CRESCENT	30' X 62'	1,430	10'	140	70	90	36	36	36	155
GRAND REGISTRATION ROOM	16' X 7'	112	8'	—	—	—	—	—	—	—

This document contains approximate measurements and square footage that are for illustrative purposes only. We cannot guarantee the floor plan accuracy or completeness, therefore encourage you to review the space to make sure it is suitable for your event.

MEETING SPACE
SAN JUAN LEVEL,
THIRD FLOOR

1900 5th Avenue
Seattle, Washington 98101
T 206.728.1000 F 206.728.2259
E westinseattle@starwoodhotels.com
westinseattle.com

THE WESTIN
SEATTLE



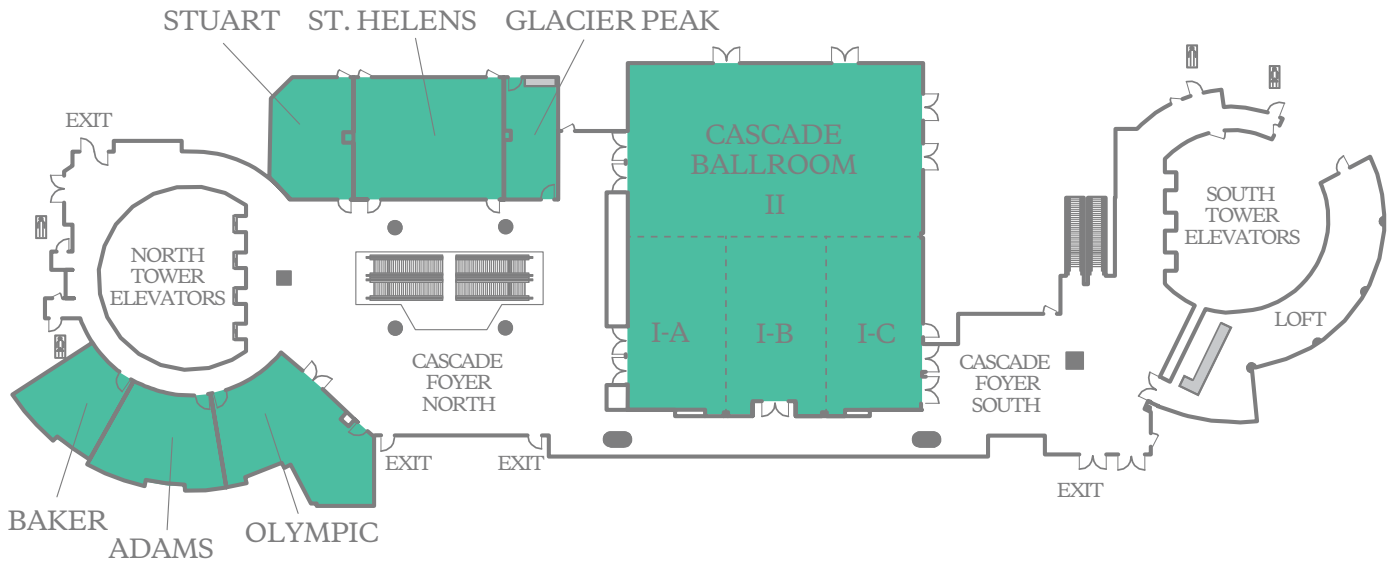
	DIMENSIONS	AREA (SQ. FT.)	MAX CEILING HEIGHT	THEATER	CLASSROOM	BANQUET	CONFERENCE	U-SHAPE	HOLLOW SQ.	RECEPTION
■ BLAKELY	21' X 25'	525	8'	50	24	30	20	20	22	65
■ ORCAS	21' X 25'	525	8'	50	24	30	20	20	22	65
SAN JUAN FOYER	VARIES	2,600	8'	—	—	—	—	—	—	270
■ VASHON	27' X 50'	1,350	8'	140	80	90	40	44	47	145
■ VASHON I	27' X 18'	485	8'	40	30	30	19	22	24	50
■ VASHON II	27' X 32'	865	8'	95	45	60	26	27	36	85
■ WHIDBEY	21' X 25'	525	8'	50	24	30	20	20	22	65

This document contains approximate measurements and square footage that are for illustrative purposes only. We cannot guarantee the floor plan accuracy or completeness, therefore encourage you to review the space to make sure it is suitable for your event.

MEETING SPACE MEZZANINE LEVEL, SECOND FLOOR

1900 5th Avenue
Seattle, Washington 98101
T 206.728.1000 F 206.728.2259
E westinseattle@starwoodhotels.com
westinseattle.com

THE WESTIN
SEATTLE



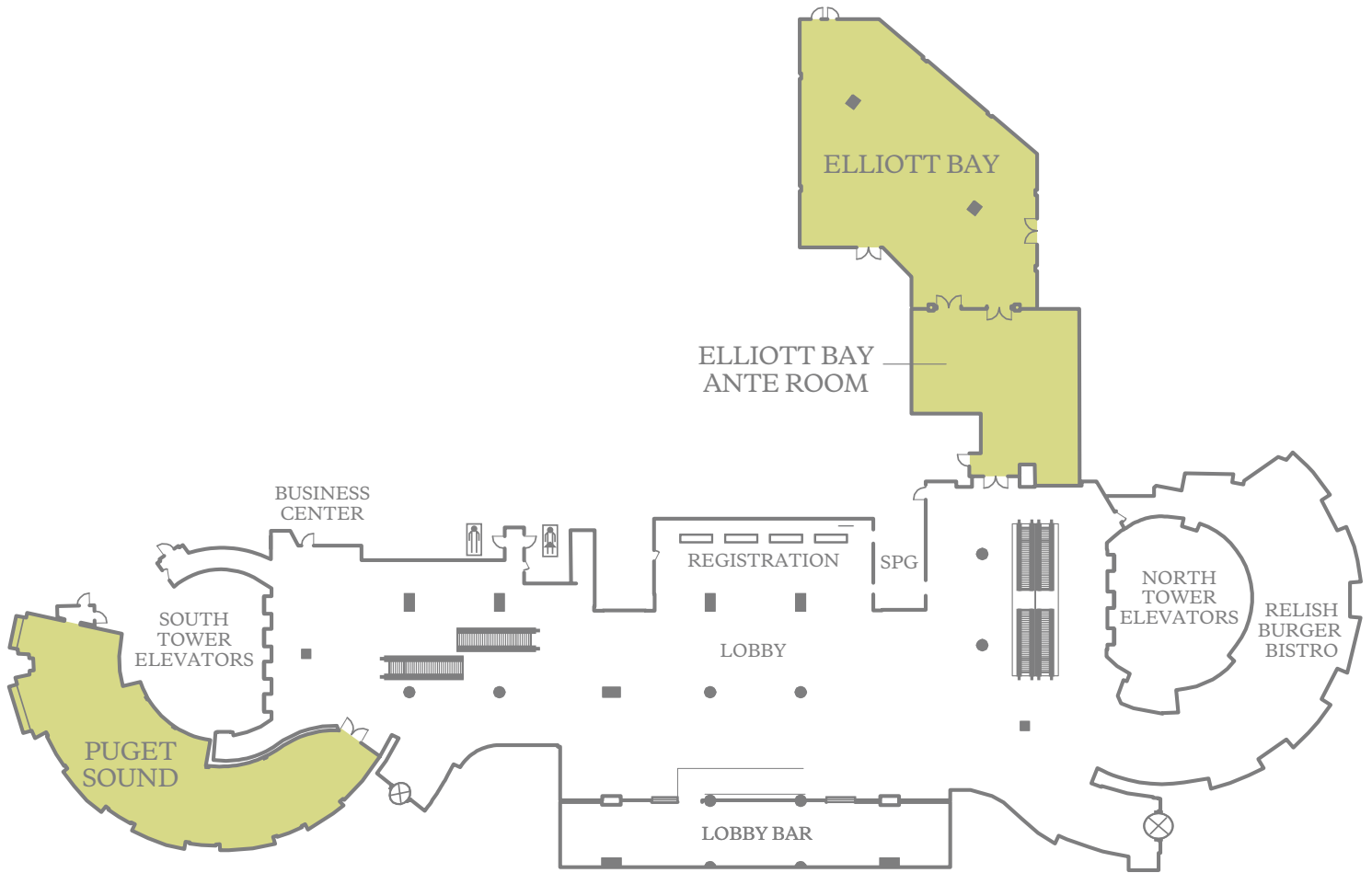
	DIMENSIONS	AREA (SQ. FT.)	MAX CEILING HEIGHT	THEATER	CLASSROOM	BANQUET	CONFERENCE	U-SHAPE	HOLLOW SQ.	RECEPTION
■ ADAMS	21' X 25'	525	8'	50	24	40	20	20	22	65
■ BAKER	21' X 18'	380	8'	30	15	20	16	15	16	35
■ CASCADE BALLROOM	80' X 65'	5,200	17'	580	336	350	60	84	108	550
■ CASCADE I	40' X 65'	2,600	17'	275	170	170	40	60	66	270
■ CASCADE I-A	40' X 21'	866	17'	80	42	60	26	30	36	80
■ CASCADE I-A - I-B	40' X 42'	1,732	17'	160	84	120	52	60	72	160
■ CASCADE I-B	40' X 21'	866	17'	80	42	60	26	30	36	80
■ CASCADE I-B - I-C	40' X 42'	1,732	17'	160	84	120	52	60	72	160
■ CASCADE I-C	40' X 21'	866	17'	80	42	60	26	30	36	80
■ CASCADE II	40' X 65'	2,600	17'	275	170	170	40	60	66	270
CASCADE FOYER NORTH	VARIES	2,100	8'	—	—	—	—	—	—	250
CASCADE FOYER SOUTH	VARIES	1,700	8'	—	—	—	—	—	—	120
■ GLACIER PEAK	27' X 12'	325	8'	—	—	—	12	—	—	—
LOFT	12' X 71'	1,152	10'	50	—	60	24	—	—	90
■ OLYMPIC	26' X 19'	650	7'	70	30	40	26	28	32	70
■ ST. HELENS	27' X 33'	890	8'	96	48	60	28	30	32	90
■ STUART	27' X 17'	460	8'	40	24	30	20	—	—	50

This document contains approximate measurements and square footage that are for illustrative purposes only. We cannot guarantee the floor plan accuracy or completeness, therefore encourage you to review the space to make sure it is suitable for your event.

MEETING SPACE LOBBY LEVEL, FIRST FLOOR

1900 5th Avenue
Seattle, Washington 98101
T 206.728.1000 F 206.728.2259
E westinseattle@starwoodhotels.com
westinseattle.com

THE WESTIN
SEATTLE



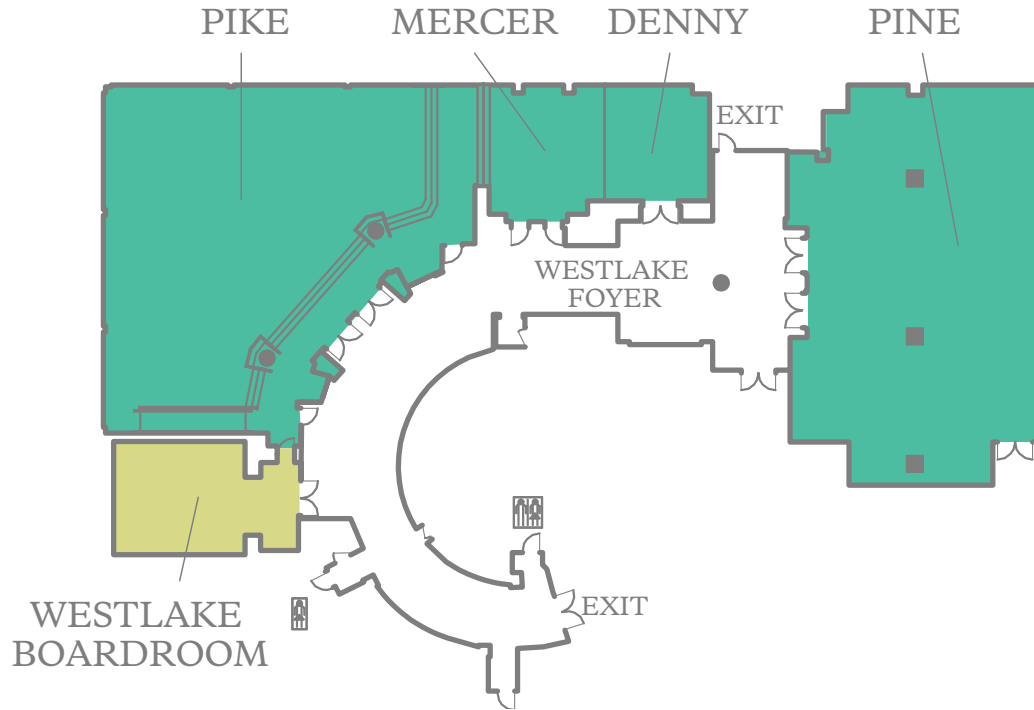
	DIMENSIONS	AREA (SQ. FT.)	MAX CEILING HEIGHT	THEATER	CLASSROOM	BANQUET	CONFERENCE	U-SHAPE	HOLLOW SQ.	RECEPTION
■ ELLIOTT BAY & ELLIOTT BAY ANTE ROOM	VARIES	3,500	8'	280	100	290	30	39	42	345
■ ELLIOTT BAY	113' X 69'	2,200	8'	180	100	210	30	39	42	220
■ ELLIOTT BAY ANTE ROOM	VARIES	1,300	8'	100	—	80	—	—	—	125
■ MAIN LOBBY FOYER	VARIES	10,479	9.8'	—	—	—	—	—	—	—
■ PUGET SOUND	114' X 26'	2,964	10'	160	60	120	60	—	42	300

This document contains approximate measurements and square footage that are for illustrative purposes only. We cannot guarantee the floor plan accuracy or completeness, therefore encourage you to review the space to make sure it is suitable for your event.

MEETING SPACE
WESTLAKE LEVEL,
LOWER LEVEL
(MOTOR ENTRANCE)

1900 5th Avenue
Seattle, Washington 98101
T 206.728.1000 F 206.728.2259
E westinseattle@starwoodhotels.com
westinseattle.com

THE WESTIN
SEATTLE



	DIMENSIONS	AREA (SQ. FT.)	MAX CEILING HEIGHT	THEATER	CLASSROOM	BANQUET	CONFERENCE	U-SHAPE	HOLLOW SQ.	RECEPTION
■ PIKE, DENNY & MERCER	VARIABLES	3,958	8.4'	305	172	190	50	54	58	390
■ DENNY	21' X 17'	376	8.8'	50	18	20	16	16	22	40
■ MERCER	21' X 25'	443	8.8'	55	24	30	16	19	24	50
■ MERCER & DENNY	21' X 42'	819	8.8'	105	42	50	32	35	46	90
■ PIKE	56' X 62'	3,139	8.4'	200	130	140	50	54	58	300
■ PIKE & DENNY	VARIABLES	3,515	8.4'	250	148	160	50	54	58	340
■ PINE	45' X 65'	2,763	9.5'	275	150	210	60	—	58	300
SEATTLE SUITE (NOT SHOWN)	—	790	—	—	—	—	14	—	—	50
■ WESTLAKE BOARDROOM	33' X 21'	640	8.4'	48	24	30	20	23	26	40
WESTLAKE FOYER	VARIABLES	2,102	8.8'	—	—	—	—	—	—	—

This document contains approximate measurements and square footage that are for illustrative purposes only. We cannot guarantee the floor plan accuracy or completeness, therefore encourage you to review the space to make sure it is suitable for your event.



1900 5th Avenue
Seattle, Washington 98101
T 206.728.1000 F 206.728.2259
E westinseattle@starwoodhotels.com
westinseattle.com

THE WESTIN
SEATTLE